

# Super Summer Splash Storytimes!

## Karen's Storytime Themes

"Alligators All Around"

"Camping Out & Canoe Fun"

"Animals of Our Lakes, Rivers, & Ponds"

Ocean Color Dance Activities

Sign Language Story

## Resources

- Wisconsin's Water Library Storytime Ideas (including an outline for "All About Frogs")  
<http://aqua.wisc.edu/waterlibrary/Default.aspx?tabid=226>
- Wisconsin's Water Library Books  
<http://aqua.wisc.edu/waterlibrary/Default.aspx?tabid=322>
- Google Images for pictures to create games and flannelboard stories. You can even limit it to Line Art.
- Google the theme of your storytime and you will find ideas for wigglers, songs, flannelboard stories, games, crafts, books, and more.

## Bubbly Bubble Bathtime

From *More Family Storytimes Twenty-four Creative Programs for All Ages* by Rob Reid. ALA, 2009. pp 45 to 50

## Under the Deep Blue Sea, Sea, Sea

From *More Family Storytimes Twenty-four Creative Programs for All Ages* by Rob Reid. ALA, 2009. pp121 to 126



## Book Ideas

Jonas, Ann. *Round Trip*. Perhaps not what you think of as a water/sea book, but a great title to use in a storytime about taking a vacation, or add as a title to a rainstorm storytime.

**Much Ado About Summer Reading Program 2010**

Ideas gathered or created by

KarenWendt: [muchadoaboutstory@gmail.com](mailto:muchadoaboutstory@gmail.com)



# Alligators & Crocodiles All Around

Preschool Storytime Ideas by Karen Wendt

## Opening

**Poetry** *Alligator Pie* by Dennis Lee from [Dinosaur dinner with a slice of alligator pie: favorite poems /](#)

Alligator, alligator [Open and close hands like an alligator's mouth.]  
Alligator pie. If I don't get some, I think I'm gonna cry. [Pretend to cry.]  
You can take away the grass, [Wiggle fingers like grass blowing.]  
You can take away the sky, [Hands over head.]  
But don't take away [Open and close hands like an alligator's mouth.]  
My Alligator pie.

## Books

Brown, Jo. *Where's My Mommy*  
Christelow, Eileen. *Five Little Monkeys Sitting in a Tree*  
Freedman, Claire. *Where's Your Smile Crocodile?*  
Hoberman, Mary Ann. *The Lady with the Alligator Purse*  
Hurd, Thacher. *Mama Don't Allow*  
Jorgensen, Gail. *Crocodile Beat*  
Lioni, Leo. *The Extraordinary Egg*  
Mayer, Mercer. *There's an Alligator Under My Bed*  
Munsch, Robert. *Alligator Baby*  
Sierra, Judy. *Counting Crocodiles*  
Sierra, Judy. *What Time is It, Mr. Crocodile?*  
Vrombaut, An. *Clarabella's Teeth*  
Walsh, Ellen Stoll. *For Pete's Sake*  
Westcott, Nadine. *The Lady With the Alligator Purse*

## Prop or Puppet Story

"Counting Crocodiles" by Judy Sierra. Make it into a flannelboard or prop story or have children act out the story. Children who listen and engage in stories from counting books learn math skills. They gain invaluable additional opportunities to learn about math if they can become involved in the story through a game or acting it out. Practice with numbers and counting is beneficial as it allows children to continually think about numbers and counting.

**Much Ado About Summer Reading Program 2010**

Ideas gathered or created by

Karen Wendt: [muchadoaboutstory@gmail.com](mailto:muchadoaboutstory@gmail.com)

## Songs, Chants, and Wigglers

“Jaws of a Crocodile” by Ken Lonquist, recorded on

### *Alligator, Alligator Sitting On a Log*

There once was an alligator sitting on a log.

Down in the pool he saw a little frog.

In jumped the alligator! Around went the log!

Splash went the water, and away swam the frog!

### *Alligator, Alligator*

Alligator, alligator turn around, Alligator, alligator touch the ground.

Alligator, alligator chomp your jaws, Alligator, alligator show your claws.

Alligator, alligator get down low, Alligator, alligator move real slow.

Alligator, alligator look up high, Alligator, alligator say good-bye!

### *Five Little Monkeys Sitting in a Tree*

Five little monkeys Sitting in a tree

Teasing Mister Alligator: "You can't catch me."

Along comes Mister Alligator, Quiet as can be

And SNAPS that monkey Right out of that tree!

Four little monkeys Sitting in a tree...

Three little monkeys Sitting in a tree...

Two little monkeys Sitting in a tree...

One little monkey Sitting in a tree...

No more little monkeys Sitting in a tree!

### *Hungry Alligator*

Alligator, Alligator, Hungry in the Swamp

How many cookies do you want to chomp?

1 or 2? 4 or 6? 6 or 8?

I'm a hungry Alligator so I want the most!

[Put a picture of an Alligator with an open mouth facing the greater number of cookies.]

## Craft

<http://www.dltk-kids.com/animals/mpaperalligator.htm>

<http://www.enchantedlearning.com/crafts/animals/alligator/>

**Close** Use your traditional closing or perhaps “Five Little Monkeys Sitting in a Tree”

## Notes


The alligators in China are an endangered species. American alligators are not -- they live from the Carolinas to Florida and along the Gulf Coast.

<http://www.dltk-kids.com/animals/mpaperalligator.htm>

**Much Ado About Summer Reading Program 2010**

Ideas gathered or created by

Karen Wendt: [muchadoaboutstory@gmail.com](mailto:muchadoaboutstory@gmail.com)



# Camping Out!

Family Storytime Ideas by Karen Wendt 11/09

## Setup

Make a fake "campfire" out of flashlights hidden under some logs, with red, orange, and yellow tissue paper flames attached to the logs. Set up a tent. Put blue fabric or paper down for a lake. Make a big tree out of cardboard rolls and fake leaves or pin up a construction paper tree on a wall. Hang fake leaves from the top of the doorway for children to walk through to enter the room.

## Open

### **I'm Going Camping** (To the Tune of: I'm a Little Teapot)

I am going camping. (point to self)

Time to pack (look at watch)

My tent, my bedroll, (Make tent with hands, then fold hands to cheek.)

And a snack. (Pretend to eat)

I'll sit by the campfire (warm hands over fire.)

It glows so bright. (wiggle fingers for fire.)

Then snooze in my tent (Pretend to snore.)

'Til the morning light! (Open eyes wide, forming sun over head.)

## Songs (search the Internet or CDs in your collection for lyrics)

"A-Camping We Will Go"

"The Ants Go Marching"

"Found a Peanut"

"Cabin In The Wood"

"Do Your Ears Hang Low?"

"Row, Row, Row Your Boat" sing in a round

## Crafts

- Make binoculars out of toilet tissue cardboard rolls. Tape rolls together, use a string or piece of yarn to hang the "binoculars" around your neck. Decorate with markers or colored paper.
- Make bird feeders: tie a string to a pinecone, roll pinecone in Karo Syrup, sprinkle on bird seed. You can also use peanut butter, however, some children are extremely allergic to peanuts.
- Give children a shoestring or piece of rope and practice making knots. Find books with instructions in your library.

## Books to Read at Storytime

Berry, Lynne. *Duck Tents*

Casanova, Mary. *One-Dog Canoe*

James, Helen Foster. *S is for S'mores*

Lakin, Patricia. *Camping Day*

Martin, David. *Piggy and Dad Go Fishing*

Paulson, Gary. *Canoe Days.*

Ruurs, Margriet. *When We Go Camping.*

Williams, Vera. *Three Days on a River in a Red Canoe*

**Much Ado About Summer Reading Program 2010**

Ideas gathered or created by Karen Wendt: [muchadoaboutstory@gmail.com](mailto:muchadoaboutstory@gmail.com)

## More Books for Reading or Checking Out

- Allen, Julia. My First Camping Trip.
- Baker, Keith. Meet Mr. & Mrs. Green.
- Bauer, Marion. When I Go Camping With Grandma.
- Birdseye, Tom. Oh Yeah!
- Boynton, Sandra. Hester In The Wild.
- Brown, Marc. Arthur's First Sleepover.
- Brown, Marc. Arthur Goes To Camp.
- Brown, Mary. Let's Go Camping With Mr. Sillypants.
- Carlson, Nancy. Arnie Goes To Camp.
- Chesworth, Michael. This Is The Story Of Archibald Frisby.
- Christelow, Eileen. Jerome Camps Out.
- Cousins, Lucy. Maisy Goes Camping.
- Cristaldi, Kathryn. Princess Lulu Goes To Camp.
- Cummings, Pat. Petey Moroni's Camp Runamok Diary.
- Danziger, Paula. What A Trip, Amber Brown.
- Delton, Judy. My Mom Made Me Go To Camp.
- Gauthier, Bertrand. Zachary In Camping Out.
- Gifaldi, David. Ben, King Of The River.
- Giff, Patricia. Ronald Morgan Goes To Camp.
- Gould, Deborah. Camping In The Temple Of The Sun.
- Hafner, Marylin. Molly & Emmett's Camping Adventure.
- Henkes, Kevin. Bailey Goes Camping.
- Himmelman, John. Lights Out!
- Hoban, Lillian. Arthur's Camp Out.
- Holabird, Katharine. Angelina And Henry.
- Huneck, Stephen. Sally Goes To The Mountains.
- Koontz, Robin. Chicago & The Cat: Camping Trip.
- Lamont, Bette. Island Time.
- Lyon, George. A Day At Damp Camp.
- Marshall, James. The Cut-Ups At Camp Custer.
- Mccully, Emily A. Monk Camps Out.
- Mcphail, David. Pig Pig Goes To Camp.
- Nordqvist, Sven. Festus & Mercury Go Camping.
- Parish, Peggy. Amelia Bedelia Goes Camping.
- Parr, Todd. Otto Goes To Camp.
- Paterson, Brian. Zigby Camps Out.
- Pringle, Laurence. Bear Hug.
- Raffi. Shake My Sillies Out.
- Roche, P. K. Webster & Arnold Go Camping.
- Rosen, Michael. We're Going On A Bear Hunt.
- Rylant, Cynthia. Henry & Mudge & The Starry Night.
- Say, Allen. The Lost Lake.
- Seligson, Susan. Amos Camps Out.
- Singer, Marilyn. Quiet Night.
- Spohn, David. Starry Night.
- Stock, Catherine. Sophie's Knapsack.
- Sturges, Philemon. Ten Flashing Fireflies.
- Tafuri, Nancy. Do Not Disturb.
- Van Dusen, Chris. A Camping Spree With Mr. Magee.
- Warren, Cathy. The Ten-Alarm Camp Out.
- Weiss, Nicki. Battle Day At Camp Delmont.
- Winters, Kay. Where Are The Bears?
- Wolff, Ashley. Stella & Roy Go Camping.
- Yolen, Jane. Giants Go Camping.
- *What Camping Can Teach Us. Life's Lessons Learned from the Great Outdoors*

## Closing

*Campfire* <http://www.thebestkidsbooksite.com/funfingerplay.cfm>

We sat around the campfire On a chilly night (hug self),  
Telling stories In the pale moonlight (look up to the sky),  
Then we added some more logs, To make the fire bright,  
And sang some favorite camp songs, Together with all our might. (extend arms outward)  
And when the fire flickered and embers began to form.

We snuggled in our sleeping bags All cozy, tired, and warm. (lie on ground, hug self)

Pitch a tent and let kids take turns going into the tent to pick out a sticker.

## Snacks

S'mores. Make your own or buy them pre-packaged. Gummy worms in "dirt" (crumbled Oreo cookies). Be sure to omit peanuts as many children are allergic.

### Much Ado About Summer Reading Program 2010

Ideas gathered or created by

Karen Wendt: [muchadoaboutstory@gmail.com](mailto:muchadoaboutstory@gmail.com)



# Animals & Plants of Our Ponds, Rivers, & Lakes

Preschool Storytime Ideas by Karen Wendt

## Setup & Opening

Cover a table with a blue cloth or paper. Make cattails and lily pads out of paper. Print out pictures of animals to put around a book display of animals that might be in, on, or around ponds, rivers, and lakes of Wisconsin such as: Beaver, Otter, Moose, Duck, Goose, Turtle, Frog, Dragonfly, Osprey. Ask children to name some plants and animals which call a pond or lake home and write them on dry eraseboard or easel paper. Include some plants on and near the shore, as well as some animals in the water and on the bottom of the water. Point out covers of books which show some of the plants and animals on the list you create.

## Books

Arnosky, Jim. *Beaver Pond, Moose Pond*  
Butler, Christina. *The Dark, Dark Night*  
Falwell, Cathryn. *Scoot*  
Falwell, Cathryn. *Turtle Splash! Countdown at the Pond*  
Fleming, Denise. *In the Small, Small Pond*  
Jonas, Ann. *Splash*

McGee, Marni. *Silly Goose*  
McPhail, David. *The Searcher and Old Tree*  
Mraz, David. *Little Goose*  
Root, Phyllis. *One Duck Stuck*  
Schubert, Ingrid and Dieter. *There's Always Room for One More*  
Wargin, Kathy-jo. *The Legend of Wisconsin*

## Poems

Ghigna, Charles. *Animal Tracks* poems.  
Levy, Constance. *Splash! Poems of our Watery World*

## Fingerplay

*There was a little turtle.* By Vachel Lindsay

There was a little turtle. He lived in a box.  
He swam in a puddle. He climbed on the rocks.  
He snapped at a mosquito. He snapped at a flea.  
He snapped at a minnow. And he snapped at me.  
He caught the mosquito. He caught the flea.  
He caught the minnow. But he didn't catch me.

## Other

Include any puppet skits, flannelboard stories, songs, prop stories, etc that you have in your collection which include any pond, river, or lake animals.

## Games

**Fishing** Include a "Going Fishing" game at the end of storytime, allowing each child a turn to try to "catch" a fish. Laminated paper fish with a paperclip attached to the "mouth". Fishing pole (without reel) with line clipped to a magnet.

**Duck Pond** Google "duck pond" and you will find instructions on a variety of sites.

**Where Do I Live?** Print out pictures or make diecut or flannel pictures of various animals and their habitats. Ask children to match up animals to their homes. Sing or chant "*Do you know where I live, where I live, where I live. Do you know where I live, where I make my home?*"

**Much Ado About Summer Reading Program 2010**

Ideas gathered or created by

Karen Wendt: [muchadoaboutstory@gmail.com](mailto:muchadoaboutstory@gmail.com)



# Ocean Color Dance Activities

**Supplies:** Strips of streamers

Blues - Waves & Water

Red - Coral Reef

Gray - Dolphin

Yellow - Fish

Purple - Octopus

Other streamers

Pictures and word cards of each animal to display as you handout streamers and sing the song

Have children line up with parent and walk past buckets of streamers, which are labeled with a word & picture to match. They pick one streamer from each bucket. Or simply hand out streamers to children, naming them as you do, or better, have pictures and word cards to put up on a flannel or Velcro board as you hand out streamers.

Sing about the ocean to the melody of "Skip To My Lou".

Make a **wave**, that's what you do. (blue streamer)

Make a wave, that's what you do,

Make a wave, that's what you do,

Let's all play in the **ocean**.

Swirl like **coral**, that's what you do. (red) Twirl and Swirl like coral.

Dive like a **dolphin**, that's what you do, (gray) Splash and Dive like a dolphin.

Swim like a **fish**, that's what you do. (yellow) Swim and play like a fishy.

Move like an **octopus**, that's what you do. (purple) Crawl slow like an Octopus.

Let's all play in the **ocean**. (blue)

**Much Ado About Summer Reading Program 2010**

Ideas gathered or created by

Karen Wendt: [muchadoaboutstory@gmail.com](mailto:muchadoaboutstory@gmail.com)

# Sign Language Story

Learn the signs for various sea creatures and make up a story based on "Brown Bear Brown Bear What Do You See?" or "I Went Walking" perhaps saying "I went swimming in the Ocean Waves!" encourage the audience to say "What did you see?"

Some water creatures to use might be Red Crab, Orange Seahorse, Yellow Fish, Purple Octopus, Gray Shark. See suggested signs below for Brown Turtle, Green Frog, Blue Whale.

ASL Dictionary Resource: <http://www.lifeprint.com/>

Video <http://www.aslpro.com/cgi-bin/aslpro/aslpro.cgi>



Brown Land Turtle



**Brown Turtle** Cover an "A" hand with a "curved hand." Move the thumb of your "A" hand side to side a couple times as if representing the head of a turtle.

## Green Frog

Hold a modified "S" hand below your chin. Flick the index and middle fingers into a "V" hand. Repeat.



## Blue Whale

This sign moves from left to right (if you are right handed). The handshape is a "Y" and it represents the "tail" of a whale as it swims along the top of the sea.



## Ocean/ Sea/ Waves

Use both open relaxed 5 hands to show the movement of the ocean. My hands move forward as if two waves are passing under.



**Much Ado About Summer Reading Program 2010**

Ideas gathered or created by

Karen Wendt: [muchadoaboutstory@gmail.com](mailto:muchadoaboutstory@gmail.com)